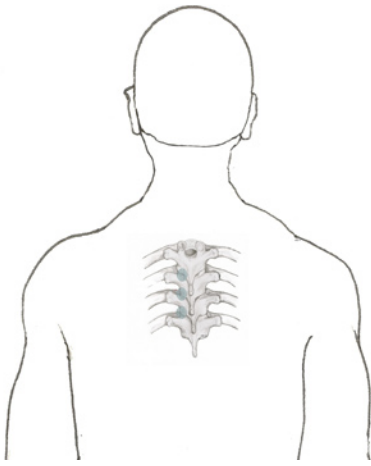


THORACIC FACET INJECTION

For Chronic Upper & Mid Back Pain

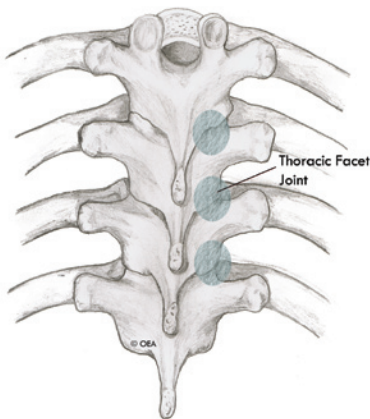


A thoracic facet joint injection is an outpatient procedure for diagnosing and treating upper and middle back pain. This information sheet will explain what it is. Your doctor can explain if it is for you.

What are thoracic facet joints?

Facet joints connect the vertebrae, the bones of the spine. They help guide your spine when you move. The section of your spine between your neck and low back is called the thoracic region. It contains twelve vertebrae.

Facet joints are found on both sides of the spine. Each is about the size of a thumbnail. Thoracic facet joints are named for the vertebrae they connect and the side of the spine where they are found. The right T4-5 facet joint, for example, joins the 4th and 5th thoracic vertebrae on the right side.



What is thoracic facet joint pain?

You may feel pain if a thoracic facet joint is injured. Sometimes it feels like muscle tension. Other times it can be severe pain.

The cartilage inside the joint may be injured. Other times only connecting ligaments surrounding the joint are injured.

Facet pain also depends on which facet joint is affected. Thoracic facet joint pain occurs from your upper back and shoulder down to your hips. The diagram shows areas of pain usually associated with specific joints.

How do I know if I have thoracic facet pain?

If you have pain in one or more of these areas, and it has lasted longer than two months, you may have thoracic facet pain. Common tests such as x-rays or MRIs may not always show if a facet joint is causing pain.

What is a thoracic facet injection?

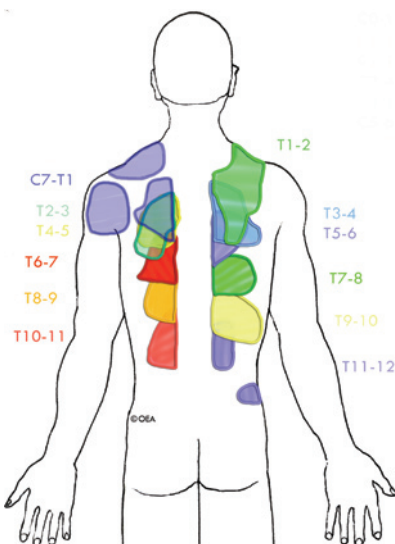
In a thoracic facet injection, a local anesthetic (numbing medicine) and corticosteroid (anti-inflammatory) is injected into one or more of your thoracic facet joints.

The injection can be used to diagnose or treat. An anesthetic and steroid are injected to see if they temporarily lessen your pain. If they do, and if this helps you move better, it may tell the doctor which facet joint is causing the pain. The corticosteroid is used to treat inflammation of the facet joint.

What happens during an injection?

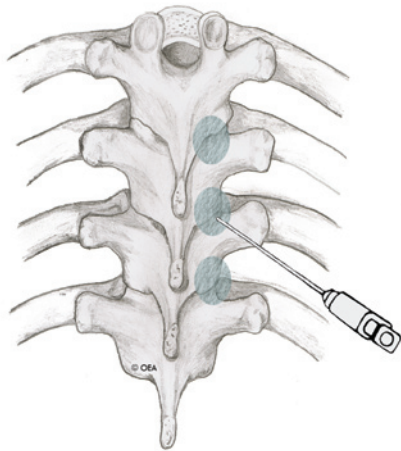
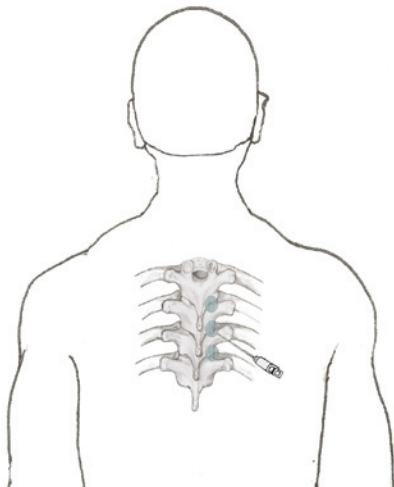
A local anesthetic will be used to numb your skin. The doctor will then insert a thin needle directly into the facet joint. Fluoroscopy, a type of x-ray, must be used to ensure the safe and proper position of the needle. A dye may also be injected to make sure the needle is at the correct spot.

When the doctor is sure the needle is at the correct place, the medicine will be injected.



Based on: Dreyfuss P, Tibiletti C, Dreyer S. Thoracic Zygapophysal Joint Pain Patterns. Spine. 1994; 19(7):807-811.

For Chronic Upper & Mid Back Pain



What happens after an injection?

You will be monitored for up to 30 minutes after the injection. When you are ready to leave, the staff will give you discharge instructions. You will also be given a pain diary. It is important to fill this out because it helps your doctor know how the injection is working.

It may help to move your upper or mid back in ways that hurt before the injection, to see if the pain is still there, but do not overdo it. Take it easy for the rest of the day.

You may feel immediate pain relief and numbness in your upper or mid back for a period of time after the injection. This may indicate the medication has reached the right spot.

Your pain may return after this short pain-free period, or may even be a little worse for a day or two. It may be caused by needle irritation or by the corticosteroid itself. Corticosteroids usually take two or three days to start working, but can take as long as a week.

You can usually return to work the day after the injection, but always check with your doctor.

How long can I expect pain relief?

The extent and duration of pain relief may depend on the amount of inflammation and how many areas are involved. Other coexisting factors may be responsible for your pain. Sometimes an injection can bring several weeks to months of pain relief, and then more treatment is needed. Other times, particularly if there is no underlying bone or joint problem, one injection brings long-term pain relief. If your pain is caused by injury to more than one area, only some of your symptoms may be helped by one injection.

This pamphlet is for general education only. Specific questions or concerns should always be directed to your doctor. Your doctor can explain possible risks or side effects.

Lakshmana Madala, M.D., F.I.P.P.

Board Certified in Pain Management
Diplomat, A.B.I.P.P.

Pain Consultants of Michigan



1119 South Washington
Saginaw, MI 48601

Phone: 989.752.1900 | Fax: 989.752.1901 | www.pcofmi.com



**ORTHOPEDIC
EDUCATION
ASSOCIATES**

© 2005-2008 Orthopedic Education Associates. All rights reserved. 11-07
9501 N. Oak Trwy, Suite 201,
Kansas City, MO 64155
Sales via Modern PT 816-468-5278
sales@oebrochures.com
www.oebrochures.com